

Coherent Control and Distinguishability of Quantum Channels via PBS-Diagrams

Cyril Branciard  

Université Grenoble Alpes, CNRS, Grenoble INP, Institut Néel, F-38000 Grenoble, France

Alexandre Clément  

Université de Lorraine, CNRS, Inria, LORIA, F-54000 Nancy, France

Mehdi Mhalla  

Université Grenoble Alpes, CNRS, Grenoble INP, LIG, F-38000 Grenoble, France

Simon Perdrix  

Université de Lorraine, CNRS, Inria, LORIA, F-54000 Nancy, France

Abstract

Even though coherent control of quantum operations appears to be achievable in practice, it is still not yet well understood. Among theoretical challenges, standard completely positive trace preserving (CPTP) maps are known not to be appropriate to represent coherently controlled quantum channels. We introduce here a graphical language for coherent control of general quantum channels inspired by practical quantum optical setups involving polarising beam splitters (PBS). We consider different situations of coherent control and disambiguate CPTP maps by considering purified channels, an extension of Stinespring’s dilation.

First, we show that in classical control settings, the observational equivalence classes of purified channels correspond to the standard definition of quantum channels (CPTP maps). Then, we propose a refinement of this equivalence class generalising the “half quantum switch” situation, where one is allowed to coherently control which quantum channel is applied; in this case, quantum channel implementations can be distinguished using a so-called transformation matrix. A further refinement characterising observational equivalence with general extended PBS-diagrams as contexts is also obtained. Finally, we propose a refinement that could be used for more general coherent control settings.

2012 ACM Subject Classification Theory of computation → Quantum computation theory; Theory of computation → Axiomatic semantics; Theory of computation → Categorical semantics; Hardware → Quantum computation; Hardware → Quantum communication and cryptography

Keywords and phrases Quantum Computing, Diagrammatic Language, Quantum Control, Polarising Beam Splitter, Categorical Quantum Mechanics, Quantum Switch

Digital Object Identifier 10.4230/LIPIcs.MFCS.2021.22

Related Version *Full Version:* <https://arxiv.org/abs/2103.02073> [3]

Funding This work is funded by ANR-17-CE25-0009 SoftQPro, ANR-17-CE24-0035 VanQuTe, PIA-GDN/Quantex, LUE/UOQ, and by “*Investissements d’avenir*” (ANR-15-IDEX-02) program of the French National Research Agency.

1 Introduction

Unlike the usual sequential and parallel compositions, coherent control allows one to perform two or more quantum evolutions in superposition. It is fairly easy with quantum optics – an important player in the development of quantum technologies – to construct setups that perform some coherent control. A polarising beam splitter (PBS) precisely allows one to do that: by reflecting for instance horizontally polarised particles and transmitting vertically polarised ones, it lets the polarisation control the path, and thereby the physical devices



© Cyril Branciard, Alexandre Clément, Mehdi Mhalla, and Simon Perdrix;
licensed under Creative Commons License CC-BY 4.0

46th International Symposium on Mathematical Foundations of Computer Science (MFCS 2021).

Editors: Filippo Bonchi and Simon J. Puglisi; Article No. 22; pp. 22:1–22:20

Leibniz International Proceedings in Informatics



LIPICs Schloss Dagstuhl – Leibniz-Zentrum für Informatik, Dagstuhl Publishing, Germany

encountered, in a coherent way [10, 16]. This finds some interesting applications for quantum information processing (e.g., for error filtration [11]), including the ability to perform some operations in an indefinite causal order, as for instance in the so-called quantum switch [6]. Intuitively, given two quantum operations A and B and a control qubit, a quantum switch consists in applying A followed by B (resp. B followed by A) when the control qubit is in state $|0\rangle$ (resp. $|1\rangle$). When the control qubit is in a superposition, we get a superposition of the two possible orders. Quantum switch can be used to speed up information processing tasks, e.g. deciding whether two operators are commuting or anticommuting [5, 2]. Actual implementations of the quantum switch have been experimentally realised [12].

General quantum evolutions – a.k.a. quantum channels – are commonly represented as completely positive trace preserving (CPTP) maps. CPTP maps can naturally be composed in sequence and in parallel. However, it has been realised that the description of quantum channels in terms of CPTP maps is not appropriate for some particular setups involving coherent control [15, 1, 7, 13]. One indeed needs some more information about their practical implementation to unambiguously determine the behaviour of such setups, and it was recently proposed to complete the description of channels by so-called transformation matrices [1], or vacuum extensions [7, 13].

Here we consider a general class of setups involving PBS, and study how these can be used to coherently control quantum channels. We build upon the graphical language of PBS-diagrams introduced in [8], in which the controlled operations were “pure” (typically, unitary), and extend it to allow for the control of more general quantum channels. As the description of channels as CPTP maps is inadequate here, we propose to work with *purified channels* based on a unitary extension of Stinespring’s dilation [17].

We address the question of the observational equivalence of purified channels, and show that different purified channels can be indistinguishable. To do so, we use PBS-diagrams to formalise three kinds of *contexts*: when the context is PBS-free, we recover that two purified channels are indistinguishable if and only if they lead to the same CPTP map. When the context allows for PBS but no polarisation flips, we recover the characterisation in terms of superoperators and transformation matrices which was introduced for a particular setup [1]. When we allow for arbitrary contexts, we obtain a characterisation of observational equivalence involving “second-level” superoperators and transformation matrices. We finally open the discussion to more general coherent-control settings, and propose a refined equivalence relation as a candidate for characterising channel (in)distinguishability in such scenarios.

The omitted proofs are available in the full version of the paper [3].

2 PBS-diagrams

PBS-diagrams were introduced in [8] as a language for coherent control of “pure” quantum evolutions. They aim at describing practical scenarios where a flying particle goes through an experimental setup, and is routed via polarising beam splitters. In addition to its polarisation, the particle carries some “data” register, whose state is described in some Hilbert space \mathcal{H} , and on which a number “pure” linear (typically, unitary) operators are applied.

Here we shall enrich the pure PBS-diagram language so as to incorporate the coherent control of more general quantum channels. To this purpose, we start by defining an abstract version of PBS-diagrams that we call *bare diagrams*, and which we equip with a word path semantics describing the trajectory and change of polarisation of a particle that enters the diagram through some given input wire: the word path semantics gives its new polarisation and position at the output of the diagram, together with a word over some alphabet describing

the sequence of *bare gates* – where the quantum channels we want to control are located – crossed. Subscribing to the idea that any general quantum operation can be seen as a unitary evolution of the system under consideration and its environment, we then define *purified channels*, which can be coherently controlled in a similar way to the PBS-diagrams of [8]. Replacing bare gates with purified channels, we obtain an extension¹ of the graphical language of [8], which we call *extended PBS-diagrams* and which we equip with a quantum semantics obtained after discarding the (inaccessible) environments of all gates.

2.1 Bare PBS-diagrams

2.1.1 Syntax

A *bare PBS-diagram* is made of polarising beam splitters \bowtie , polarisation flips \ominus , and bare gates \square_a . Every bare gate is indexed by a unique label (here, a) used to identify the gate in the diagram. These building blocks are connected via wires represented using the identity — or the swap \bowtie . The empty diagram is denoted by $[\]$. Diagrams can be combined by means of sequential composition \circ , parallel composition \oplus ,² and trace $Tr(\cdot)$, which represents a feedback loop.

We define a typing judgement $\Gamma \vdash D : n$, where Γ is the alphabet containing all gate indices,³ to guarantee that the diagrams are well-formed – in particular, that the gate indices are unique – using a linear typing discipline:

► **Definition 1** (Bare PBS-diagram). *A bare PBS-diagram $\Gamma \vdash D : n$ (with $n \in \mathbb{N}$) is inductively defined as:*

$$\emptyset \vdash [\] : 0 \quad \emptyset \vdash \text{—} : 1 \quad \emptyset \vdash \ominus : 1 \quad \emptyset \vdash \bowtie : 2 \quad \emptyset \vdash \bowtie : 2 \quad \{a\} \vdash \square_a : 1$$

$$\frac{\Gamma_1 \vdash D_1 : n \quad \Gamma_2 \vdash D_2 : n \quad \Gamma_1 \cap \Gamma_2 = \emptyset}{\Gamma_1 \cup \Gamma_2 \vdash D_2 \circ D_1 : n} \quad \frac{\Gamma_1 \vdash D_1 : n_1 \quad \Gamma_2 \vdash D_2 : n_2 \quad \Gamma_1 \cap \Gamma_2 = \emptyset}{\Gamma_1 \cup \Gamma_2 \vdash D_1 \oplus D_2 : n_1 + n_2} \quad \frac{\Gamma \vdash D : n + 1}{\Gamma \vdash Tr(D) : n}$$

Graphical representation. PBS-diagrams form a graphical language: compositions and trace are respectively depicted as follows (for diagrams generically depicted as \boxed{D}):

$$\boxed{D_2} \circ \boxed{D_1} = \boxed{D_1} \boxed{D_2} \quad \boxed{D_1} \oplus \boxed{D_2} = \begin{array}{c} \boxed{D_1} \\ \boxed{D_2} \end{array} \quad Tr(\boxed{D}) = \begin{array}{c} \boxed{D} \\ \boxed{D} \end{array}$$

Examples of bare PBS-diagrams are given in Fig. 1 below. Note that two *a priori* distinct constructions, like for instance $Tr(\square_a \oplus \bowtie)$ and $\square_a \oplus Tr(\bowtie)$, can lead to the same graphical representation \square_a . To avoid ambiguity, we define diagrams modulo a structural

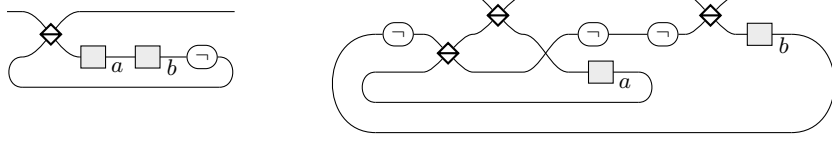
congruence detailed in Appendix A. Roughly speaking, the structural congruence guarantees that (i) two constructions leading to the same graphical representation are equivalent, and (ii) a diagram can be deformed at will (without changing its topology), e.g.:

$$\begin{array}{c} \bowtie \\ \text{—} \end{array} = \text{—} \quad \begin{array}{c} \boxed{D_1} \\ \bowtie \\ \boxed{D_2} \end{array} = \begin{array}{c} \boxed{D_2} \\ \bowtie \\ \boxed{D_1} \end{array} \quad \begin{array}{c} \text{—} \\ \bowtie \\ \text{—} \end{array} = \text{—} \quad \begin{array}{c} \boxed{D_1} \\ \text{—} \\ \boxed{D_2} \end{array} = \begin{array}{c} \boxed{D_2} \\ \text{—} \\ \boxed{D_1} \end{array}$$


¹ Strictly speaking, the PBS-diagrams of [8] did not require the operations inside the gates to be unitary, while here we impose such a restriction *a priori*. One could however also consider non-unitary operations in our framework here, although one would lose our motivation based on the unitary extension of Stinespring’s dilation.

² Denoted \otimes in [8]. Here we change the notation to reflect how the parallel composition affects the structure of the Hilbert space describing the position of the particle (see Section 2.2).

³ We may write simply $D : n$, or even just D , when Γ is not relevant or is clear from the context.



■ **Figure 1** Two examples of bare PBS-diagrams, with the same word path semantics: $(D, \uparrow, 0) \xrightarrow{abab} (\uparrow, 0)$ and $(D, \rightarrow, 0) \xrightarrow{\epsilon} (\rightarrow, 0)$.

Note in particular that the length of the wires does not matter. Physically, if these diagrams were to be realised in practical setups, this would mean that the experiment should be insensible to the time at which the particle would go through the various elements; if needed one could always add (possibly polarisation-dependent) delay lines (e.g., ) to correct for a possible time mismatch between different paths.

2.1.2 Word path semantics

The word path semantics describes the trajectory of a particle which enters a bare PBS-diagram $\Gamma \vdash D : n$ with a polarisation in the standard basis state $c \in \{\rightarrow, \uparrow\}$ (horizontal or vertical) and from a definite position $p \in [n] := \{0, \dots, n-1\}$. Because of the polarising beam splitters, the trajectory of the particle depends on its polarisation: we take it to be reflected when the polarisation is horizontal, and transmitted when the polarisation is vertical. The “negation” $(-\ominus)$ flips the polarisation, while the gates do not act on the polarisation. The word path semantics of a diagram describes, given an initial polarisation and position, the final polarisation and position together with the sequence of gates – represented by a word over Γ – that the particle goes through:

► **Definition 2** (Word path semantics). *Given a bare PBS-diagram $\Gamma \vdash D : n$, a polarisation $c \in \{\rightarrow, \uparrow\}$ and a position $p \in [n]$, let $(D, c, p) \xrightarrow{w} (c', p')$ with $w \in \Gamma^*$ a word over Γ (or just $(D, c, p) \Rightarrow (c', p')$ for the empty word $w = \epsilon$) be inductively defined as follows:*

$$(\rightarrow, c, 0) \Rightarrow (c, 0) \quad (-\ominus, \uparrow, 0) \Rightarrow (\rightarrow, 0) \quad (-\ominus, \rightarrow, 0) \Rightarrow (\uparrow, 0)$$

$$(\curvearrowright, c, p) \Rightarrow (c, 1-p) \quad (\curvearrowleft, \rightarrow, p) \Rightarrow (\rightarrow, p) \quad (\curvearrowleft, \uparrow, p) \Rightarrow (\uparrow, 1-p)$$

$$(\rightarrow \square_a, c, 0) \xrightarrow{a} (c, 0) \quad \frac{(D_1, c, p) \xrightarrow{w_1} (c', p') \quad (D_2, c', p') \xrightarrow{w_2} (c'', p'')}{(D_2 \circ D_1, c, p) \xrightarrow{w_1 w_2} (c'', p'')} (\circ)$$

$$\frac{D_1 : n_1 \quad p < n_1 \quad (D_1, c, p) \xrightarrow{w} (c', p')}{(D_1 \oplus D_2, c, p) \xrightarrow{w} (c', p')} (\oplus_1) \quad \frac{D_1 : n_1 \quad p \geq n_1 \quad (D_2, c, p-n_1) \xrightarrow{w} (c', p')}{(D_1 \oplus D_2, c, p) \xrightarrow{w} (c', p'+n_1)} (\oplus_2)$$

$$\frac{D : n+1 \quad \forall i \in \{0, \dots, k\}, (D, c_i, p_i) \xrightarrow{w_i} (c_{i+1}, p_{i+1}) \quad (p_{i+1} = n) \Leftrightarrow (i < k)}{(Tr(D), c_0, p_0) \xrightarrow{w_0 \dots w_k} (c_{k+1}, p_{k+1})} (\mathbb{T}_k)$$

with $k = 0, 1$, and 2.

We denote by $w_{c,p}^D \in \Gamma^*$ the word, $c_{c,p}^D \in \{\uparrow, \rightarrow\}$ the polarisation, and $p_{c,p}^D \in [n]$ the position s.t. $(D, c, p) \xrightarrow{w_{c,p}^D} (c_{c,p}^D, p_{c,p}^D)$.

The word path semantics is invariant modulo structural congruence (i.e., diagram deformation). Moreover, note that despite the traces which form feedback loops, the word path semantics is well-defined.⁴ Indeed, a particle entering the diagram through some input wire cannot go through a feedback loop (or any other part of the diagram) twice with the same polarisation, which justifies that k only needs to go up to 2 in Rule (\mathbb{T}_k) above. Intuitively, if a particle goes twice in a feedback loop with the same polarisation then it will loop forever; but because of time symmetry this also means that the particle went through the feedback loop infinitely many times in the past, which contradicts the fact that it entered through an input wire. See Appendix B for details about the formal proofs of these facts.

For similar reasons, each gate cannot appear more than twice along any path, or even in the family of all the possible paths of a diagram:

► **Proposition 3.** *Given a bare PBS-diagram $\Gamma \vdash D : n$, $\forall a \in \Gamma$, one has $\sum_{c \in \{\rightarrow, \uparrow\}, p \in [n]} |w_{c,p}^D|_a \leq 2$, where $|w|_a$ denotes the number of occurrences of a in the word w . Moreover, if D is \ominus -free then for any c one has $\sum_{p \in [n]} |w_{c,p}^D|_a \leq 1$.*

The converse is also true:

► **Proposition 4.** *For any family of words $\{w_{c,p}\}_{(c,p) \in \{\rightarrow, \uparrow\} \times [n]}$ such that every letter appears at most twice in the whole family, there exists a bare PBS-diagram $D : n$ such that $w_{c,p} = w_{c,p}^D$ for all c, p . Furthermore if for any $c \in \{\rightarrow, \uparrow\}$, every letter appears at most once in $\{w_{c,p}\}_{p \in [n]}$, the bare PBS-diagram D can be chosen \ominus -free.*

Note that the proof of Proposition 4 is constructive. For instance, the family $\{w_{\uparrow,0} = abab, w_{\rightarrow,0} = \epsilon\}$ can be obtained from the diagram of Fig. 1 (Right). The solution is not unique in general and there is actually a simpler diagram, see Fig. 1 (Left), with the same word path semantics.

2.2 Extended PBS-diagrams

We will now introduce extended PBS-diagrams by filling every bare gate with the description of a quantum channel. As recalled in the introduction, however, defining the coherent control of general channels (as we wish to do with PBS-diagrams) in an unambiguous way is not trivial. Here we propose to do so through the notion of purified channels, which are an extension of Stinespring’s dilation of quantum channels [17].

2.2.1 Purified channels

A standard paradigm for quantum channels acting on a Hilbert space \mathcal{H} is to describe them as CPTP maps, or superoperators $\mathcal{L}(\mathcal{H}) \rightarrow \mathcal{L}(\mathcal{H})$,⁵ where $\mathcal{L}(\mathcal{H})$ denotes the set of linear operators on \mathcal{H} . As exemplified e.g. in [15, 1], this representation is however ambiguous when it comes to describing quantum coherent control: two quantum channels with the same superoperator can behave differently in a coherent-control setting.

A possible way to overcome this issue is to “go to the Church of the larger Hilbert space”, according to which any quantum channel can be interpreted as a pure quantum operation acting on both the quantum system and an environment. Mathematically, this corresponds to Stinespring’s dilation theorem [17], which states that any CPTP map acting

⁴ Definition 2 does not provide any word path semantics for diagrams of type $D : 0$. In fact, no word path semantics needs to be defined for such diagrams, as there is no position p defining any input wire. Note also that for diagrams $D : n$ containing fully closed subdiagrams (e.g., of the form $D = D_1 \oplus D_2$ with $D_2 : 0$), the semantics does not depend on these fully closed subdiagrams.

⁵ As this is the case of interest in PBS-diagrams (with \mathcal{H} corresponding to the data register), we consider here channels with the same input and output Hilbert spaces.

on a Hilbert space \mathcal{H} can be implemented with an isometry $V : \mathcal{H} \rightarrow \mathcal{H} \otimes \mathcal{E}$, where \mathcal{E} denotes the Hilbert space attached to the environment, followed by a partial trace of the latter. Note that in this representation, the isometry V can be understood as encoding both the creation of the environment \mathcal{E} and the evolution of the joint system $\mathcal{H} \otimes \mathcal{E}$. Indeed, V can always be decomposed into an environment initialisation $|\varepsilon\rangle \in \mathcal{E}$ and a unitary evolution $U : \mathcal{H} \otimes \mathcal{E} \rightarrow \mathcal{H} \otimes \mathcal{E}$ such that $V = U(I_{\mathcal{H}} \otimes |\varepsilon\rangle)$, where $I_{\mathcal{H}}$ denotes the identity operator over \mathcal{H} . In our approach to defining coherent control for quantum channels, we will precisely abide by this description in terms of unitary purifications, which we formalise as follows:

► **Definition 5 (Purified channel).** *Given a Hilbert space \mathcal{H} , a purified \mathcal{H} -channel (or simply purified channel, for short) is a triplet $[U, |\varepsilon\rangle, \mathcal{E}]$, where \mathcal{E} is the local environment Hilbert space, $|\varepsilon\rangle \in \mathcal{E}$ is the environment initial state, and $U : \mathcal{H} \otimes \mathcal{E} \rightarrow \mathcal{H} \otimes \mathcal{E}$ is a unitary operator representing the evolution of the joint system. We denote the set of purified \mathcal{H} -channels by $\mathfrak{C}(\mathcal{H})$.*

As seen above, it directly follows from Stinespring’s dilation theorem that any CPTP map $\mathcal{L}(\mathcal{H}) \rightarrow \mathcal{L}(\mathcal{H})$ can be represented by a purified \mathcal{H} -channel, which is however not unique. Reciprocally, with any purified \mathcal{H} -channel $[U, |\varepsilon\rangle, \mathcal{E}]$, we naturally associate the CPTP map $\mathcal{S}_{[U, |\varepsilon\rangle, \mathcal{E}]}^{(1)} : \mathcal{L}(\mathcal{H}) \rightarrow \mathcal{L}(\mathcal{H}) = \rho \mapsto \text{Tr}_{\mathcal{E}}(U(\rho \otimes |\varepsilon\rangle\langle\varepsilon|)U^\dagger)$, where $\text{Tr}_{\mathcal{E}}$ denotes the partial trace over \mathcal{E} , and which we shall represent graphically, using the circuit notations of Appendix C,⁶ as follows: $\mathcal{S}_{[U, |\varepsilon\rangle, \mathcal{E}]}^{(1)} = |\varepsilon\rangle \text{---} \boxed{U} \text{---} \langle\varepsilon|$.

One may however not trace out the environment straight away. In fact, decomposing Stinespring’s dilation into an environment state initialisation and a unitary evolution of the joint system, as we did above, allows one to apply the same channel several times in a coherent manner if a particle goes through a gate several times. In that case we will consider that the same unitary is applied each time, without re-initialising the environment state (which we assume to not evolve between two applications of the channel).

2.2.2 From bare to extended PBS-diagrams

We are now in a position to define extended PBS-diagrams of type $\mathcal{H}^{(n)}$, which are essentially bare PBS-diagrams of type n , where the gate indices are replaced by purified \mathcal{H} -channels. Hence, instead of bare gates $\text{---} \boxed{a} \text{---}$, an extended PBS-diagram contains gates of the form $\text{---} \boxed{[U, |\varepsilon\rangle]} \text{---}$, parametrised by a purified channel $[U, |\varepsilon\rangle, \mathcal{E}] \in \mathfrak{C}(\mathcal{H})$ (where the Hilbert space \mathcal{E} is not represented explicitly, in order not to overload the diagrams).

This leads to the following inductive definition:

► **Definition 6 (Extended PBS-diagram).** *An extended PBS-diagram $D : \mathcal{H}^{(n)}$ (with $n \in \mathbb{N}$) is inductively defined as:*

$$\begin{array}{c}
 \boxed{} : \mathcal{H}^{(0)} \quad \text{---} : \mathcal{H}^{(1)} \quad \text{---} \ominus \text{---} : \mathcal{H}^{(1)} \quad \text{---} \bowtie \text{---} : \mathcal{H}^{(2)} \quad \text{---} \boxtimes \text{---} : \mathcal{H}^{(2)} \quad \frac{[U, |\varepsilon\rangle, \mathcal{E}] \in \mathfrak{C}(\mathcal{H})}{\text{---} \boxed{[U, |\varepsilon\rangle]} \text{---}} : \mathcal{H}^{(1)} \\
 \\
 \frac{D_1 : \mathcal{H}^{(n)} \quad D_2 : \mathcal{H}^{(n)}}{D_2 \circ D_1 : \mathcal{H}^{(n)}} \quad \frac{D_1 : \mathcal{H}^{(n_1)} \quad D_2 : \mathcal{H}^{(n_2)}}{D_1 \oplus D_2 : \mathcal{H}^{(n_1+n_2)}} \quad \frac{D : \mathcal{H}^{(n+1)}}{\text{Tr}(D) : \mathcal{H}^{(n)}}
 \end{array}$$

⁶ To manipulate unitary operations and CPTP maps, it is convenient to use such circuit-like graphical representations, which correspond to standard circuit notations for “pure” operations, supplemented with a ground symbol $\text{---} \perp \text{---}$ for the case of CPTP maps; see Appendix C for details.

Extended PBS-diagrams are defined up to the same structural congruence as for bare PBS-diagrams. It is convenient to explicitly define the map which, given a family of purified channels, transforms a bare diagram into the corresponding extended PBS-diagram:⁷

► **Definition 7.** *Given a bare PBS-diagram $\Gamma \vdash D' : n$ and a family of purified \mathcal{H} -channels $\mathcal{G} = ([U_a, |\varepsilon_a\rangle, \mathcal{E}_a])_{a \in \Gamma}$ indexed by elements of Γ , let $[D']_{\mathcal{G}} : \mathcal{H}^{(n)}$ be the extended PBS-diagram inductively defined as $[-\square_a]([U_a, |\varepsilon_a\rangle, \mathcal{E}_a]) = -\overline{[U_a, |\varepsilon_a\rangle]}$, $\forall g \in \{\overline{[\]}, -, \ominus, \bowtie, \overline{\bowtie}\}$, $[g]_{\emptyset} = g$, $[D'_2 \circ D'_1]_{\mathcal{G}_1 \uplus \mathcal{G}_2} = [D'_2]_{\mathcal{G}_2} \circ [D'_1]_{\mathcal{G}_1}$, $[D'_1 \oplus D'_2]_{\mathcal{G}_1 \uplus \mathcal{G}_2} = [D'_1]_{\mathcal{G}_1} \oplus [D'_2]_{\mathcal{G}_2}$ and $[Tr(D')]_{\mathcal{G}} = Tr([D']_{\mathcal{G}})$, where \uplus is the disjoint union.*

For any extended PBS-diagram $D : \mathcal{H}^{(n)}$, there exists a bare diagram $\Gamma \vdash D' : n$ and an indexed family of purified \mathcal{H} -channels \mathcal{G} s.t. $[D']_{\mathcal{G}} = D$. We call D' an *underlying bare diagram* of D (which is unique, up to relabelling of the gates).

2.2.3 Quantum semantics

We now equip the extended PBS-diagrams with a quantum semantics, which is a CPTP map acting on the complete state of the particle that goes through it, i.e., its joint polarisation, position and data state. To describe the quantum semantics of an extended PBS-diagram $D : \mathcal{H}^{(n)}$, it is convenient to rely on an underlying bare diagram $\Gamma \vdash D' : n$ and a family of purified channels \mathcal{G} s.t. $[D']_{\mathcal{G}} = D$ (so as to keep track of the environment spaces and be able to identify them via the bare gate indices).

As we defined them, every purified channel comes with its local environment and a unitary evolution acting on both the data register and its local environment. In order to define the overall evolution of the diagram, we consider the global environment as the tensor product of these local environments, and extend every unitary transformation to a global transformation acting on the data register and the global environment:

► **Definition 8.** *Given an indexed family of purified \mathcal{H} -channels $\mathcal{G} = ([U_a, |\varepsilon_a\rangle, \mathcal{E}_a])_{a \in \Gamma}$, let $\mathcal{E}_{\mathcal{G}} := \bigotimes_{a \in \Gamma} \mathcal{E}_a$, $|\varepsilon_{\mathcal{G}}\rangle := \bigotimes_{a \in \Gamma} |\varepsilon_a\rangle \in \mathcal{E}_{\mathcal{G}}$, and $\forall a \in \Gamma$, let $V_a^{\mathcal{G}} := U_a \bigotimes_{x \in \Gamma \setminus \{a\}} I_{\mathcal{E}_x} \in \mathcal{L}(\mathcal{H} \otimes \mathcal{E}_{\mathcal{G}})$.*

If a particle enters an extended PBS-diagram D with a definite polarisation and position in some basis states $|c\rangle \in \mathbb{C}^{\{\rightarrow, \uparrow\}}$ and $|p\rangle \in \mathbb{C}^{[n]}$, respectively, the sequence of transformations applied to the particle and the global environment when the particle goes through the diagram can be deduced from the word path semantics of the underlying bare diagram D' :

$$|c\rangle \otimes |p\rangle \otimes |\psi\rangle \otimes |\varepsilon_{\mathcal{G}}\rangle \mapsto |c_{c,p}^{D'}\rangle \otimes |p_{c,p}^{D'}\rangle \otimes V_{w_{c,p}^{D'}}^{\mathcal{G}}(|\psi\rangle \otimes |\varepsilon_{\mathcal{G}}\rangle)$$

where $w_{c,p}^{D'}$, $c_{c,p}^{D'}$, and $p_{c,p}^{D'}$ are given by the word path semantics, i.e., $(D', c, p) \xrightarrow{w_{c,p}^{D'}} (c_{c,p}^{D'}, p_{c,p}^{D'})$, and $V_w^{\mathcal{G}}$ is inductively defined as $V_{\epsilon}^{\mathcal{G}} := I_{\mathcal{H} \otimes \mathcal{E}}$ and $\forall a \in \Gamma, \forall w \in \Gamma^*$, $V_{aw}^{\mathcal{G}} := V_w^{\mathcal{G}} V_a^{\mathcal{G}}$.

One can actually consider inputting a particle in an arbitrary initial state (i.e., including superpositions of polarisation and position); the transformation applied by the diagram is then obtained from the one above, by linearity. This leads us to define the following:

► **Definition 9.** *Given a bare PBS-diagram $\Gamma \vdash D' : n$ and a family of purified \mathcal{H} -channels \mathcal{G} indexed with Γ , let*

$$U_{D'}^{\mathcal{G}} := \sum_{c \in \{\rightarrow, \uparrow\}, p \in [n]} |c_{c,p}^{D'}\rangle \langle c| \otimes |p_{c,p}^{D'}\rangle \langle p| \otimes V_{w_{c,p}^{D'}}^{\mathcal{G}}$$

⁷ To clarify which kind of diagram we are dealing with, in this subsection we use primed names (e.g., D') when referring to bare PBS-diagrams, and nonprimed names for extended PBS-diagrams.

The triplet $[U_{D'}^{\mathcal{G}}, |\varepsilon_{\mathcal{G}}\rangle, \mathcal{E}_{\mathcal{G}}]$ is nothing but a purified $(\mathbb{C}^{\{\rightarrow, \uparrow\}} \otimes \mathbb{C}^{[n]} \otimes \mathcal{H})$ -channel, which describes the action of the corresponding extended PBS-diagram on the complete state of the particle. Once the particle exits the diagram, the environments of all purified channels are not accessible anymore. As is well-known, the statistics of any “input/output test”, which consists in preparing an arbitrary input state of the particle and measuring the output in an arbitrary basis, then only depend on the CPTP map (the superoperator) induced by $U_{D'}^{\mathcal{G}}$, above, with all environments initially prepared in the global state $|\varepsilon_{\mathcal{G}}\rangle$, and after tracing out all environment spaces – i.e., using circuit-like notations: $|\varepsilon_{\mathcal{G}}\rangle\langle\varepsilon_{\mathcal{G}}| \text{---} \boxed{U_{D'}^{\mathcal{G}}} \text{---} |_{\parallel}$. This superoperator thus precisely captures input/output (in)distinguishability: two quantum channels have the same superoperator if and only if they are indistinguishable in any input/output test. This provides the ground for our definition of the following quantum semantics:

► **Definition 10** (Quantum Semantics). *Given an extended PBS-diagram $D : \mathcal{H}^{(n)}$, let $\llbracket D \rrbracket : \mathcal{L}(\mathbb{C}^{\{\rightarrow, \uparrow\}} \otimes \mathbb{C}^{[n]} \otimes \mathcal{H}) \rightarrow \mathcal{L}(\mathbb{C}^{\{\rightarrow, \uparrow\}} \otimes \mathbb{C}^{[n]} \otimes \mathcal{H})$ be the superoperator defined as*

$$\llbracket D \rrbracket := \rho \mapsto \text{Tr}_{\mathcal{E}_{\mathcal{G}}}(U_{D'}^{\mathcal{G}}(\rho \otimes |\varepsilon_{\mathcal{G}}\rangle\langle\varepsilon_{\mathcal{G}}|)U_{D'}^{\mathcal{G}\dagger}) = |\varepsilon_{\mathcal{G}}\rangle\langle\varepsilon_{\mathcal{G}}| \text{---} \boxed{U_{D'}^{\mathcal{G}}} \text{---} |_{\parallel}$$

where $\Gamma \vdash D' : n$ is an underlying bare diagram and \mathcal{G} is an indexed family of purified \mathcal{H} -channels s.t. $[D']_{\mathcal{G}} = D$.

Note that the quantum semantics is preserved by the “only topology matters” structural congruence on diagrams. Indeed, it is defined using only the family \mathcal{G} and the word path semantics of its underlying bare diagram D' , which is invariant modulo diagram deformation. It is clear that when deforming D we do not have to change D' and \mathcal{G} , since it suffices to deform D' accordingly.

3 Observational equivalence of purified channels

In this section we address the problem of deciding whether two purified channels $[U, |\varepsilon\rangle, \mathcal{E}]$ and $[U', |\varepsilon'\rangle, \mathcal{E}']$ can be distinguished in an experiment involving coherent control, within the framework of PBS-diagrams just established. We introduce for that the notion of *contexts*, which are extended PBS-diagrams with a “hole”: if for any context, filling its hole with $[U, |\varepsilon\rangle, \mathcal{E}]$ or $[U', |\varepsilon'\rangle, \mathcal{E}']$ leads to diagrams with the same quantum semantics, then the two purified channels $[U, |\varepsilon\rangle, \mathcal{E}]$ and $[U', |\varepsilon'\rangle, \mathcal{E}']$ are indistinguishable within our framework, even with the help of the coherent control provided by extended PBS-diagrams.

3.1 Contexts

A context is an extended PBS-diagram with a *hole*, i.e., a (unique) particular empty gate, without any purified channel specified *a priori*. Equivalently a context can be seen as a bare PBS-diagram partially filled: all but one gate are filled with purified channels. Formally:

- **Definition 11** (Context). *A context $C[\cdot] : \mathcal{H}^{(n)}$ (with $n \in \mathbb{N}$) is inductively defined as follows:*
- The hole gate $\text{---} \boxed{} \text{---} : \mathcal{H}^{(1)}$ is a context;
 - If $C[\cdot] : \mathcal{H}^{(n)}$ is a context and $D : \mathcal{H}^{(n)}$ is an extended PBS-diagram then $D \circ C[\cdot] : \mathcal{H}^{(n)}$ and $C[\cdot] \circ D : \mathcal{H}^{(n)}$ are contexts;
 - If $C[\cdot] : \mathcal{H}^{(n)}$ is a context and $D : \mathcal{H}^{(m)}$ is an extended PBS-diagram then $D \oplus C[\cdot] : \mathcal{H}^{(m+n)}$ and $C[\cdot] \oplus D : \mathcal{H}^{(n+m)}$ are contexts;
 - If $C[\cdot] : \mathcal{H}^{(n+1)}$ is a context then $\text{Tr}(C[\cdot]) : \mathcal{H}^{(n)}$ is a context.

Like bare and extended PBS-diagrams, contexts are defined up to structural congruence.

► **Definition 12** (Substitution). *For any context $C[\cdot] : \mathcal{H}^{(n)}$ and any purified \mathcal{H} -channel $[U, |\varepsilon\rangle, \mathcal{E}]$, let $C[U, |\varepsilon\rangle, \mathcal{E}] : \mathcal{H}^{(n)}$ be the extended PBS-diagram obtained by replacing the single hole $\text{—}\square\text{—}$ in $C[\cdot]$ by the purified channel $\text{—}\boxed{U, |\varepsilon\rangle}\text{—}$.*

After some purified channel is plugged in, contexts allow one to compare the quantum semantics $\llbracket C[U, |\varepsilon\rangle, \mathcal{E}] \rrbracket$ and $\llbracket C[U', |\varepsilon'\rangle, \mathcal{E}'] \rrbracket$ induced by different purified channels $[U, |\varepsilon\rangle, \mathcal{E}]$ and $[U', |\varepsilon'\rangle, \mathcal{E}']$. We consider in the following three subclasses of contexts, depending on the kind of coherent control one may allow to distinguish purified channels: whether we exclude the use of PBS ($\text{—}\boxtimes\text{—}$), of polarisation flips (“negations” $\text{—}\ominus\text{—}$), or whether we allow both. This leads us to define the following equivalence relations:

► **Definition 13** (Observational equivalences). *Given two purified \mathcal{H} -channels $[U, |\varepsilon\rangle, \mathcal{E}]$ and $[U', |\varepsilon'\rangle, \mathcal{E}']$, we consider the three following refinements of observational equivalences (for $i \in \{0, 1, 2\}$): $[U, |\varepsilon\rangle, \mathcal{E}] \approx_i [U', |\varepsilon'\rangle, \mathcal{E}']$ if $\forall C[\cdot] \in \mathcal{C}_i$, $\llbracket C[U, |\varepsilon\rangle, \mathcal{E}] \rrbracket = \llbracket C[U', |\varepsilon'\rangle, \mathcal{E}'] \rrbracket$, where:*

- \mathcal{C}_0 is the set of $\text{—}\boxtimes\text{—}$ -free contexts $C[\cdot] : \mathcal{H}^{(1)}$;
- \mathcal{C}_1 is the set of $\text{—}\ominus\text{—}$ -free contexts $C[\cdot] : \mathcal{H}^{(1)}$;
- \mathcal{C}_2 is the set of all contexts $C[\cdot] : \mathcal{H}^{(1)}$.

Note that contexts in \mathcal{C}_0 do not perform any coherent control; these consist in just a linear sequence of gates and negations, possibly composed in parallel with closed loops (i.e., traces of such sequences), including a hole gate somewhere. It is clear, by deformation of diagrams, that more general contexts can always be described as follows:

► **Proposition 14.** *For any context $C[\cdot] \in \mathcal{C}_2$ there exists an extended PBS-diagram D such that $C[\cdot] = \text{—}\boxed{D}\text{—}$. Moreover if $C[\cdot] \in \mathcal{C}_1$ then D can be chosen $\text{—}\ominus\text{—}$ -free.*

► **Remark 15.** In Definition 13 we only consider contexts with a single input/output wire. This is because we intend to use contexts to distinguish purified channels; now, if one can distinguish two purified channels with a context of type $\mathcal{H}^{(n)}$ but no context of type $\mathcal{H}^{(1)}$, then intuitively this means that the extra power comes from the preparation of the initial state and/or some particular measurement, which are not represented in the context. Actually, except in the \mathcal{C}_0 case, allowing multiple input/output wires does not increase the distinguishability power of the contexts.

3.2 Observational equivalence using PBS-free contexts

Let us start by characterising which purified channels are indistinguishable by $\text{—}\boxtimes\text{—}$ -free contexts in \mathcal{C}_0 . Not surprisingly, we recover the usual indistinguishability by input/output tests, which is captured by the fact that the two purified channels lead to the same superoperator:⁸

► **Definition 16** ((First-level) Superoperator). *Given a purified \mathcal{H} -channel $[U, |\varepsilon\rangle, \mathcal{E}]$, let $\mathcal{S}_{[U, |\varepsilon\rangle, \mathcal{E}]}^{(1)} : \mathcal{L}(\mathcal{H}) \rightarrow \mathcal{L}(\mathcal{H}) = \rho \mapsto \text{Tr}_{\mathcal{E}}(U(\rho \otimes |\varepsilon\rangle\langle\varepsilon|)U^\dagger)$ be the (“first-level”) superoperator of $[U, |\varepsilon\rangle, \mathcal{E}]$. Graphically,*

$$\mathcal{S}_{[U, |\varepsilon\rangle, \mathcal{E}]}^{(1)} := \text{—}\boxed{U}\text{—}$$

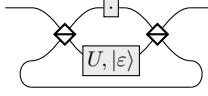
⁸ In other words, if two purified channels can be distinguished using a $\text{—}\boxtimes\text{—}$ -free context, then they could already be distinguished with simply an input/output test (or with a trivial context $\text{—}\square\text{—}$).

► **Theorem 17.** *Given two purified \mathcal{H} -channels $[U, |\varepsilon\rangle, \mathcal{E}]$ and $[U', |\varepsilon'\rangle, \mathcal{E}']$, $[U, |\varepsilon\rangle, \mathcal{E}] \approx_0 [U', |\varepsilon'\rangle, \mathcal{E}']$ iff they have the same (first-level) superoperator. Graphically,*

$$[U, |\varepsilon\rangle, \mathcal{E}] \approx_0 [U', |\varepsilon'\rangle, \mathcal{E}'] \quad \text{iff} \quad \begin{array}{c} \text{---} \\ | \varepsilon \rangle \text{---} \boxed{U} \text{---} \\ \text{---} \end{array} = \begin{array}{c} \text{---} \\ | \varepsilon' \rangle \text{---} \boxed{U'} \text{---} \\ \text{---} \end{array} \quad (\text{S1})$$

3.3 Observational equivalence using negation-free contexts

Allowing contexts with PBS significantly increases their power to distinguish purified channels. In [1], a particular kind of coherent control – namely, the “*first half of a quantum switch*” [6, 2, 12] – has been considered, which can be rephrased using contexts of the form:



The authors proved that with these particular contexts, two purified channels leading to the same (first-level) superoperator are indistinguishable if and only if they also have the same (first-level) transformation matrix, which is defined as follows⁹

► **Definition 18** ((First-level) Transformation Matrix). *Given a purified \mathcal{H} -channel $[U, |\varepsilon\rangle, \mathcal{E}]$, let $T_{[U, |\varepsilon\rangle, \mathcal{E}]}^{(1)} := (I_{\mathcal{H}} \otimes \langle \varepsilon |) U (I_{\mathcal{H}} \otimes |\varepsilon \rangle) \in \mathcal{L}(\mathcal{H})$ be the (“first-level”) transformation matrix of $[U, |\varepsilon\rangle, \mathcal{E}]$. Graphically,*

$$T_{[U, |\varepsilon\rangle, \mathcal{E}]}^{(1)} := \begin{array}{c} \text{---} \\ | \varepsilon \rangle \text{---} \boxed{U} \text{---} \\ \langle \varepsilon | \end{array}$$

We extend this result to any $\text{---} \ominus \text{---}$ -free context.

► **Theorem 19.** *Given two purified \mathcal{H} -channels $[U, |\varepsilon\rangle, \mathcal{E}]$ and $[U', |\varepsilon'\rangle, \mathcal{E}']$, $[U, |\varepsilon\rangle, \mathcal{E}] \approx_1 [U', |\varepsilon'\rangle, \mathcal{E}']$ iff they have the same (first-level) superoperator and the same (first-level) transformation matrix. Graphically,*

$$[U, |\varepsilon\rangle, \mathcal{E}] \approx_1 [U', |\varepsilon'\rangle, \mathcal{E}'] \quad \text{iff} \quad \begin{cases} \begin{array}{c} \text{---} \\ | \varepsilon \rangle \text{---} \boxed{U} \text{---} \\ \text{---} \end{array} = \begin{array}{c} \text{---} \\ | \varepsilon' \rangle \text{---} \boxed{U'} \text{---} \\ \text{---} \end{array} & (\text{S1}) \\ \begin{array}{c} \text{---} \\ | \varepsilon \rangle \text{---} \boxed{U} \text{---} \\ \langle \varepsilon | \end{array} = \begin{array}{c} \text{---} \\ | \varepsilon' \rangle \text{---} \boxed{U'} \text{---} \\ \langle \varepsilon' | \end{array} & (\text{T1}) \end{cases}$$

One can illustrate how the transformation matrices enter the game by considering for example the following context :

diagram maps a pure input state $\frac{|\rightarrow\rangle + |\uparrow\rangle}{\sqrt{2}} \otimes |\psi\rangle \in \mathbb{C}^{\{\rightarrow, \uparrow\}} \otimes \mathcal{H}$ (together with the environment initial state $|\varepsilon\rangle \in \mathcal{E}$) to the state $\frac{1}{\sqrt{2}}|\rightarrow\rangle \otimes |\psi\rangle \otimes |\varepsilon\rangle + \frac{1}{\sqrt{2}}|\uparrow\rangle \otimes U(|\psi\rangle \otimes |\varepsilon\rangle)$, so that after tracing out the environment a cross term $\frac{1}{2}|\uparrow\rangle\langle\rightarrow| \otimes \text{Tr}_{\mathcal{E}}[U(|\psi\rangle\langle\psi| \otimes |\varepsilon\rangle\langle\varepsilon|)] = \frac{1}{2}|\uparrow\rangle\langle\rightarrow| \otimes T_{[U, |\varepsilon\rangle, \mathcal{E}]}^{(1)}|\psi\rangle\langle\psi|$ appears.

⁹ Originally, in [1], the transformation matrix was defined for a given unitary purification of a CPTP map $S : \mathcal{L}(\mathcal{H}) \rightarrow \mathcal{L}(\mathcal{H})$ in the form $U : |\psi\rangle_{\mathcal{H}} \otimes |\varepsilon\rangle \mapsto \sum_i K_i |\psi\rangle_{\mathcal{H}} \otimes |i\rangle_{\mathcal{E}}$ (where the K_i 's are Kraus operators of S , and where an environment space \mathcal{E} was introduced, with an orthonormal basis $\{|i\rangle_{\mathcal{E}}\}_i$ and an initial state $|\varepsilon\rangle$), as $T := \sum_i \langle \varepsilon | i \rangle_{\mathcal{E}} K_i$. This is indeed consistent with our Definition 18 here, as with these notations $U(I_{\mathcal{H}} \otimes |\varepsilon\rangle) = \sum_i K_i \otimes |i\rangle_{\mathcal{E}}$, so that $(I_{\mathcal{H}} \otimes \langle \varepsilon |) U (I_{\mathcal{H}} \otimes |\varepsilon\rangle) = \sum_i \langle \varepsilon | i \rangle_{\mathcal{E}} K_i = T$.

We note also that the two conditions (S1) and (T1) are nonredundant, i.e., one does not imply the other. Indeed, there exist cases where $\mathcal{S}_{[U,|\varepsilon\rangle,\mathcal{E}]}^{(1)} = \mathcal{S}_{[U',|\varepsilon'\rangle,\mathcal{E}']}^{(1)}$ but $T_{[U,|\varepsilon\rangle,\mathcal{E}]}^{(1)} \neq T_{[U',|\varepsilon'\rangle,\mathcal{E}']}^{(1)}$ (e.g., given any \mathcal{H} , $\mathcal{E} = \mathcal{E}' = \mathbb{C}$, $U = I_{\mathcal{H}}$, $U' = -I_{\mathcal{H}}$ and $|\varepsilon\rangle = |\varepsilon'\rangle = |1\rangle$), and cases where $\mathcal{S}_{[U,|\varepsilon\rangle,\mathcal{E}]}^{(1)} \neq \mathcal{S}_{[U',|\varepsilon'\rangle,\mathcal{E}']}^{(1)}$ but $T_{[U,|\varepsilon\rangle,\mathcal{E}]}^{(1)} = T_{[U',|\varepsilon'\rangle,\mathcal{E}']}^{(1)}$ (e.g., $\mathcal{H} = \mathcal{E} = \mathcal{E}' = \mathbb{C}^2$, $U = I_{\mathcal{H}} \otimes X$, $U' = X \otimes X$ and $|\varepsilon\rangle = |\varepsilon'\rangle = |0\rangle$).¹⁰

3.4 Observational equivalence using general contexts

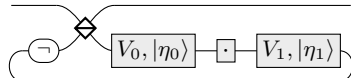
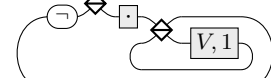
We will now see that allowing negations (\neg) increases the power of contexts to distinguish purified channels. To characterise the indistinguishability of purified channels with arbitrary contexts, we introduce *second-level* superoperators and *second-level* transformation matrices:

► **Definition 20** (Second-level Superoperator and Transformation Matrix). *Given a purified \mathcal{H} -channel $[U, |\varepsilon\rangle, \mathcal{E}]$, let $\mathcal{S}_{[U,|\varepsilon\rangle,\mathcal{E}]}^{(2)} : \mathcal{L}(\mathcal{H}^{\otimes 2}) \rightarrow \mathcal{L}(\mathcal{H}^{\otimes 2}) = \rho \mapsto \text{Tr}_{\mathcal{E}}(U^{(2)}(\rho \otimes |\varepsilon\rangle\langle\varepsilon|)U^{(2)\dagger})$ be the “second-level” superoperator and $T_{[U,|\varepsilon\rangle,\mathcal{E}]}^{(2)} := (I_{\mathcal{H}^{\otimes 2}} \otimes \langle\varepsilon|)U^{(2)}(I_{\mathcal{H}^{\otimes 2}} \otimes |\varepsilon\rangle) \in \mathcal{L}(\mathcal{H}^{\otimes 2})$ be the “second-level” transformation matrix of $[U, |\varepsilon\rangle, \mathcal{E}]$, where $U^{(2)} := (I_{\mathcal{H}} \otimes U)(\mathfrak{S} \otimes I_{\mathcal{E}})(I_{\mathcal{H}} \otimes U)$ and $\mathfrak{S} := |\psi_1\rangle \otimes |\psi_2\rangle \mapsto |\psi_2\rangle \otimes |\psi_1\rangle$ is the swap operator. Graphically, $U^{(2)} = \overline{[U] \otimes [U]}$,*

$$\mathcal{S}_{[U,|\varepsilon\rangle,\mathcal{E}]}^{(2)} := \begin{array}{c} \text{---} \\ \diagup \quad \diagdown \\ \text{---} \\ \text{---} \\ \text{---} \end{array} \quad \text{and} \quad T_{[U,|\varepsilon\rangle,\mathcal{E}]}^{(2)} := \begin{array}{c} \text{---} \\ \diagup \quad \diagdown \\ \text{---} \\ \text{---} \\ \text{---} \end{array}$$

► **Theorem 21.** *Given two purified \mathcal{H} -channels $[U, |\varepsilon\rangle, \mathcal{E}]$ and $[U', |\varepsilon'\rangle, \mathcal{E}']$, $[U, |\varepsilon\rangle, \mathcal{E}] \approx_2 [U', |\varepsilon'\rangle, \mathcal{E}']$ iff they have the same (first level) transformation matrix, the same second level superoperator and the same second level transformation matrix. Graphically,*

$$[U, |\varepsilon\rangle, \mathcal{E}] \approx_2 [U', |\varepsilon'\rangle, \mathcal{E}'] \quad \text{iff} \quad \left\{ \begin{array}{l} |\varepsilon\rangle \text{---} [U] \text{---} \langle\varepsilon| = |\varepsilon'\rangle \text{---} [U'] \text{---} \langle\varepsilon'| \quad (\text{T1}) \\ \begin{array}{c} \text{---} \\ \diagup \quad \diagdown \\ \text{---} \\ \text{---} \\ \text{---} \end{array} = \begin{array}{c} \text{---} \\ \diagup \quad \diagdown \\ \text{---} \\ \text{---} \\ \text{---} \end{array} \quad (\text{S2}) \\ \begin{array}{c} \text{---} \\ \diagup \quad \diagdown \\ \text{---} \\ \text{---} \\ \text{---} \end{array} = \begin{array}{c} \text{---} \\ \diagup \quad \diagdown \\ \text{---} \\ \text{---} \\ \text{---} \end{array} \quad (\text{T2}) \end{array} \right.$$

The contexts used in the proof to show that the constraints (S2) and (T2) are required are of the form  and , respectively, for some specific choices of purified channels $[V_0, |\eta_0\rangle, \mathcal{H} \otimes \mathbb{C}^2]$, $[V_1, |\eta_1\rangle, \mathcal{H} \otimes \mathbb{C}^2]$ and $[V, 1, \mathbb{C}]$. Hence, if either the second level superoperators or the second level transformation matrices of two purified channels differ, then the channels can be distinguished by using such contexts.

One may have expected the condition (S1) – i.e., that the two channels have the same first-level superoperator – to also appear in Theorem 21 (as it did in the previous two cases). This would however have been redundant, as can be seen from the following remark:

¹⁰ Where $X = \begin{pmatrix} 0 & 1 \\ 1 & 0 \end{pmatrix}$.

► Remark 22. Two purified channels $[U, |\varepsilon\rangle, \mathcal{E}]$ and $[U', |\varepsilon'\rangle, \mathcal{E}']$ having the same second level superoperator also have the same first level superoperator, i.e., Condition (S2) implies (S1).

We note, on the other hand, that the three remaining conditions (T1), (S2) and (T2) are nonredundant. I.e., for each of the three there exist cases where only this condition is not satisfied, and where $[U, |\varepsilon\rangle, \mathcal{E}]$ and $[U', |\varepsilon'\rangle, \mathcal{E}']$ can be distinguished. E.g., with $\mathcal{E} = \mathcal{E}' = \mathbb{C}$, $U = I_{\mathcal{H}}, U' = -I_{\mathcal{H}}, |\varepsilon\rangle = |\varepsilon'\rangle = 1$, only (T1) fails to hold; with $\mathcal{H} = \mathcal{E} = \mathcal{E}' = \mathbb{C}^2$, $U = \text{CNOT}, U' = (\sqrt{Z} \otimes Z)\text{CNOT}, |\varepsilon\rangle = |\varepsilon'\rangle = |0\rangle$, only (S2) fails to hold; and with $\mathcal{H} = \mathcal{E} = \mathcal{E}' = \mathbb{C}^2$, $U = I_{\mathcal{H}} \otimes X, U' = I_{\mathcal{H}} \otimes ZX, |\varepsilon\rangle = |\varepsilon'\rangle = |0\rangle$, only (T2) fails to be satisfied.¹¹

4 Observational equivalence beyond PBS-diagrams

In this section, we define a new equivalence relation, inspired by the uniqueness (up to an isometry) of Stinespring's dilations, which subsumes the observational equivalences defined so far. For that let us first introduce an isometry-based preorder over purified channels:

► **Definition 23.** *Given two purified \mathcal{H} -channels $[U, |\varepsilon\rangle, \mathcal{E}]$ and $[U', |\varepsilon'\rangle, \mathcal{E}']$, one has $[U, |\varepsilon\rangle, \mathcal{E}] \triangleleft_{iso} [U', |\varepsilon'\rangle, \mathcal{E}']$ if there exists an isometry $W: \mathcal{E} \rightarrow \mathcal{E}'$ s.t. $W|\varepsilon\rangle = |\varepsilon'\rangle$ and $(I_{\mathcal{H}} \otimes W)U = U'(I_{\mathcal{H}} \otimes W)$. In pictures:*

$$|\varepsilon\rangle \text{---} \boxed{W} \text{---} = |\varepsilon'\rangle \quad \begin{array}{c} \mathcal{H} \\ \text{---} \\ \boxed{U} \\ \text{---} \\ \mathcal{E} \end{array} \text{---} \begin{array}{c} \mathcal{H} \\ \text{---} \\ \boxed{W} \\ \text{---} \\ \mathcal{E}' \end{array} = \begin{array}{c} \mathcal{H} \\ \text{---} \\ \boxed{W} \\ \text{---} \\ \mathcal{E}' \end{array} \text{---} \begin{array}{c} \mathcal{H} \\ \text{---} \\ \boxed{U'} \\ \text{---} \\ \mathcal{E}' \end{array}$$

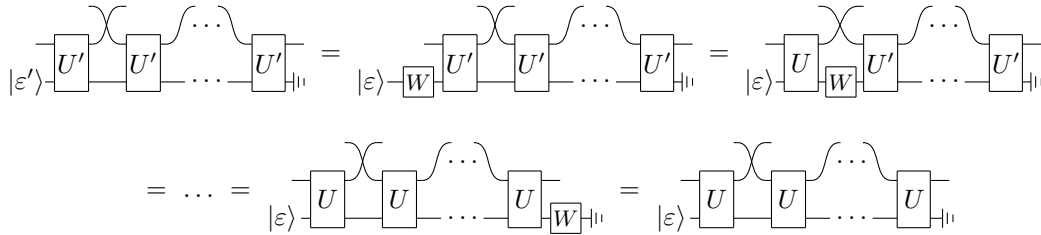
Note that \triangleleft_{iso} is not an equivalence relation. It is not symmetric; moreover, its symmetric closure is not transitive.¹² This leads us to consider the following:

► **Definition 24 (Iso-equivalence).** *The iso-equivalence of purified channels is defined as the symmetric and transitive closure of \triangleleft_{iso} : $\approx_{iso} := \triangleleft_{iso}^*$.*

The iso-equivalence is a candidate for characterising indistinguishability of purified channels in more general coherent-control settings. Actually, if $[U, |\varepsilon\rangle, \mathcal{E}]$ and $[U', |\varepsilon'\rangle, \mathcal{E}']$ are two iso-equivalent purified channels, then intuitively, in any coherent-control setting, $[U, |\varepsilon\rangle, \mathcal{E}]$ can be replaced by $[U', |\varepsilon'\rangle, \mathcal{E}']$ without changing the global behaviour. Indeed, the evolution of the environment associated with the purified channel is roughly speaking the same (up to the isometry W): initialised in the state $W|\varepsilon\rangle$ (and with the data register in the state $|\phi\rangle$), the application of U' leads to the state $U'(I_{\mathcal{H}} \otimes W)(|\phi\rangle \otimes |\varepsilon\rangle)$, which is equal to $(I_{\mathcal{H}} \otimes W)U(|\phi\rangle \otimes |\varepsilon\rangle)$. So applying U' somehow first cancels the application of W , then applies U , and finally applies W again – which will be cancelled again by the next application of U' , and so on. The last application of W is absorbed when the environment is traced out. In pictures:

¹¹ Where $Z = \begin{pmatrix} 1 & 0 \\ 0 & -1 \end{pmatrix}$, $\sqrt{Z} = \begin{pmatrix} 1 & 0 \\ 0 & i \end{pmatrix}$ and $\text{CNOT} = \begin{pmatrix} 1 & 0 & 0 & 0 \\ 0 & 1 & 0 & 0 \\ 0 & 0 & 0 & 1 \\ 0 & 0 & 1 & 0 \end{pmatrix}$.

¹² Taking $\mathcal{H} = \mathbb{C}$, one has $[1, 1, \mathbb{C}] \triangleleft_{iso} [I_{\mathbb{C}^2}, |0\rangle, \mathbb{C}^2]$ (with $W = |0\rangle$) but $\neg([I_{\mathbb{C}^2}, |0\rangle, \mathbb{C}^2] \triangleleft_{iso} [1, 1, \mathbb{C}])$ (as there is no isometry from \mathbb{C}^2 to \mathbb{C}). With the Pauli operator $Z = \begin{pmatrix} 1 & 0 \\ 0 & -1 \end{pmatrix}$ one also has $[1, 1, \mathbb{C}] \triangleleft_{iso} [Z, |0\rangle, \mathbb{C}^2]$ (again with $W = |0\rangle$), but $[I_{\mathbb{C}^2}, |0\rangle, \mathbb{C}^2]$ and $[Z, |0\rangle, \mathbb{C}^2]$ are not in relation since there is no unitary W such that $WI_{\mathbb{C}^2} = ZW$ (as $I_{\mathbb{C}^2}$ and Z have distinct eigenvalues).



In the framework of PBS-diagrams, one can actually show that the iso-equivalence subsumes, but does not coincide with the \approx_2 -equivalence (which in turn subsumes the \approx_1 - and \approx_0 -equivalences).

► **Proposition 25.** $\approx_{iso} \subsetneq \approx_2 \subsetneq \approx_1 \subsetneq \approx_0$.

Proof. [$\approx_{iso} \subseteq \approx_2$] Since \approx_2 is an equivalence relation it is enough to show that $\triangleleft_{iso} \subseteq \approx_2$. If $[U, |\varepsilon\rangle, \mathcal{E}] \triangleleft_{iso} [U', |\varepsilon'\rangle, \mathcal{E}']$, then the three conditions of Theorem 21 are satisfied, implying $[U, |\varepsilon\rangle, \mathcal{E}] \approx_2 [U', |\varepsilon'\rangle, \mathcal{E}']$.

[$\approx_2 \neq \approx_{iso}$] We consider the following two purified \mathbb{C} -channels: $[X, |0\rangle, \mathbb{C}^3]$ and $[XN, |0\rangle, \mathbb{C}^3]$ where $X = |x\rangle \mapsto |x-1 \bmod 3\rangle$ and $N = |x\rangle \mapsto (-1)^x|x\rangle$ are two (qutrit) unitary transformations. The two purified channels are \approx_2 -equivalent as they satisfy the conditions of Theorem 21. In order to show that they are not iso-equivalent, note that if two purified \mathbb{C} -channels $[U, |\varepsilon\rangle, \mathcal{E}]$ and $[U', |\varepsilon'\rangle, \mathcal{E}']$ are iso-equivalent then for any $k \geq 0$ one has $\langle \varepsilon | U^k | \varepsilon \rangle = \langle \varepsilon' | W U^k | \varepsilon \rangle = \langle \varepsilon' | U'^k W | \varepsilon \rangle = \langle \varepsilon' | U'^k | \varepsilon' \rangle$. Since $\langle 0 | X^3 | 0 \rangle = 1 \neq -1 = \langle 0 | (XN)^3 | 0 \rangle$, it follows that $[X, |0\rangle, \mathbb{C}]$ and $[XN, |0\rangle, \mathbb{C}]$ are indeed not iso-equivalent.

[$\approx_2 \subsetneq \approx_1 \subsetneq \approx_0$] The inclusions are clear from the characterisations of Theorems 17, 19 and 21, together with Remark 22. The fact that the inclusions are strict follows from the observations that the various conditions appearing in these theorems are non-redundant. ◀

Although for PBS-diagrams, the \approx_2 -equivalence characterises the observational equivalence of purified channels, it could thus be that more general coherent-control settings may distinguish \approx_2 -equivalent channels. For instance one can imagine including nonpolarising beam splitters, or more general rotations of the polarisation than just the negation, or even settings with “higher-dimensional polarisations”, which would allow a particle to go more than twice through each gate. Such a setting would be able for instance to distinguish the pair of purified channels used in the proof of Proposition 25.

We conjecture that two purified channels are not iso-equivalent if and only if they can be distinguished by some coherently-controlled quantum computation. Here, the notion of coherently-controlled quantum computation is left loosely defined, and corresponds intuitively to some generalisation of PBS-diagrams allowing a particle to go through a gate an arbitrary number of times.

5 Discussion

In this work, we have extended the PBS-diagrams framework of [8] to allow for the coherent control of more general quantum channels, described as purified channels. By defining observational equivalence relations, we have characterised which purified channels are distinguishable depending on the class of contexts allowed (defined as PBS-diagrams with a hole). We also proposed the more refined iso-equivalence, which appears as a candidate for channel indistinguishability in more general coherent-control setups than PBS-diagrams.

However, unlike the previous equivalence relations that can be verified with simple criteria – by comparing superoperators and transformation matrices – the iso-equivalence, defined as a transitive closure, is *a priori* not as easy to check in general.

The framework of PBS-diagrams considered here has a number of limitations, which could be lifted in future works. For instance, it would be of practical interest to allow for nonpolarising beam splitters and more general operations on the polarisation; to consider using higher-dimensional control systems, with generalised PBS; or to consider several particles going through the diagrams, possibly correlating the different local environments for future uses of the diagrams, and/or inducing interference effects. We note also that in our description of purified channels, the state of the environment does not evolve by itself, except when the flying particle goes through the channel and the unitary U is applied to the joint system. In fact, as long as each channel is used at most twice (as it was case in this paper), any free evolution of the environment between two uses could be included in U ; however, introducing such an evolution could make a difference if the channels are used more than twice, and the evolution is different between different uses.

Other open questions raised by our work here include equipping extended PBS-diagrams with an equational theory, as was done in [8] for the case of “pure” PBS-diagrams; lifting our observational equivalences to the diagrams themselves; and investigating more general coherent-control settings, to check in particular whether our iso-equivalence is indeed the good definition for general distinguishability, and if it has a more operational characterisation.

References

- 1 Alastair A. Abbott, Julian Wechs, Dominic Horsman, Mehdi Mhalla, and Cyril Branciard. Communication through coherent control of quantum channels. *Quantum*, 4:333, 2020. doi:10.22331/q-2020-09-24-333.
- 2 Mateus Araújo, Fabio Costa, and Časlav Brukner. Computational Advantage from Quantum-Controlled Ordering of Gates. *Physical Review Letters*, 113(25):250402, 2014. doi:10.1103/PhysRevLett.113.250402.
- 3 Cyril Branciard, Alexandre Clément, Mehdi Mhalla, and Simon Perdrix. Coherent control and distinguishability of quantum channels via PBS-diagrams, 2021. arXiv:2103.02073.
- 4 Titouan Carette, Simon Perdrix, Renaud Vilmart, and Emmanuel Jeandel. Completeness of Graphical Languages for Mixed States Quantum Mechanics. In *46th International Colloquium on Automata, Languages, and Programming (ICALP 2019)*, volume 132 of *Leibniz International Proceedings in Informatics (LIPIcs)*, Patras, Greece, 2019. doi:10.4230/LIPIcs.ICALP.2019.108.
- 5 Giulio Chiribella. Perfect discrimination of no-signalling channels via quantum superposition of causal structures. *Physical Review A*, 86(4):040301, 2012. doi:10.1103/PhysRevA.86.040301.
- 6 Giulio Chiribella, Giacomo Mauro D’Ariano, Paolo Perinotti, and Benoît Valiron. Quantum computations without definite causal structure. *Physical Review A*, 88:022318, August 2013. doi:10.1103/PhysRevA.88.022318.
- 7 Giulio Chiribella and Hlér Kristjánsson. Quantum shannon theory with superpositions of trajectories. *Proceedings of the Royal Society A*, 475:20180903, 2019. doi:10.1098/rspa.2018.0903.
- 8 Alexandre Clément and Simon Perdrix. PBS-calculus: A graphical language for coherent control of quantum computations. In *45th International Symposium on Mathematical Foundations of Computer Science (MFCS 2020)*. Schloss Dagstuhl-Leibniz-Zentrum für Informatik, 2020. doi:10.4230/LIPIcs.MFCS.2020.24.
- 9 Bob Coecke and Simon Perdrix. Environment and classical channels in categorical quantum mechanics. *Logical Methods in Computer Science*, Volume 8, Issue 4, November 2012. doi:10.2168/LMCS-8(4:14)2012.

- 10 Nicolai Friis, Vedran Dunjko, Wolfgang Dür, and Hans J. Briegel. Implementing quantum control for unknown subroutines. *Physical Review A*, 89:030303(R), 2014. doi:10.1103/PhysRevA.89.030303.
- 11 Nicolas Gisin, Noah Linden, Serge Massar, and Sandu Popescu. Error filtration and entanglement purification for quantum communication. *Physical Review A*, 72:012338, July 2005. doi:10.1103/PhysRevA.72.012338.
- 12 Kaumudibikash Goswami, Christina Giarmatzi, Michael Kewming, Fabio Costa, Cyril Branciard, Jacqueline Romero, and Andrew G. White. Indefinite causal order in a quantum switch. *Physical Review Letters*, 121:090503, August 2018. doi:10.1103/PhysRevLett.121.090503.
- 13 Hlér Kristjánsson, Giulio Chiribella, Sina Salek, Daniel Ebler, and Matthew Wilson. Resource theories of communication. *New Journal of Physics*, 22(7):073014, 2020. doi:10.1088/1367-2630/ab8ef7.
- 14 Saunders Mac Lane. Categorical algebra. *Bulletin of the American Mathematical Society*, 71:40–106, 1965. doi:10.1090/S0002-9904-1965-11234-4.
- 15 Daniel K. L. Oi. Interference of quantum channels. *Physical Review Letters*, 91:067902, 2003. doi:10.1103/PhysRevLett.91.067902.
- 16 Timothy M. Rambo, Joseph B. Altepeter, Prem Kumar, and Giacomo Mauro D’Ariano. Functional quantum computing: An optical approach. *Physical Review A*, 93:052321, May 2016. doi:10.1103/PhysRevA.93.052321.
- 17 W. Forrest Stinespring. Positive functions on C^* -algebras. *Proceedings of the American Mathematical Society*, 6:211–216, 1955. doi:10.1090/S0002-9939-1955-0069403-4.
- 18 Fabio Zanasi. *Interacting Hopf Algebras- the Theory of Linear Systems*. PhD thesis, Ecole normale supérieure de lyon - ENS LYON, 2015. arXiv:1805.03032.

A

 Structural congruence of PBS-diagrams

Bare PBS-diagrams, extended PBS-diagrams and contexts are defined up to the congruence generated by the following equalities (with all $n, m, k \geq 0$), where I_n is the “identity diagram” $I_n := \oplus^n(-)$ (graphically: $I_n = n\{\overline{\quad}\}$, with $I_0 = \{\overline{\quad}\}$); $\sigma_{1,n}$ is the “first-wire-goes-last diagram” defined inductively by $\sigma_{1,0} := -$ and $\sigma_{1,n+1} := (I_n \oplus \times) \circ (\sigma_{1,n} \oplus -)$ (graphically: $\sigma_{1,n} = n\{\overline{\quad}\}$); and $D : n$ denotes here either a bare PBS-diagram $D : n$, an extended PBS-diagram $D : \mathcal{H}^{(n)}$, or a context $C[\cdot] : \mathcal{H}^{(n)}$:

- *Neutrality of the identity:* for any $D : n$,

$$D \circ I_n = D = I_n \circ D$$

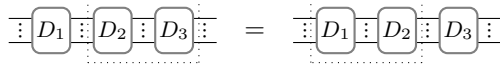
- *Neutrality of the empty diagram:* for any $D : n$,

$$\{\overline{\quad}\} \oplus D = D = D \oplus \{\overline{\quad}\}$$

22:16 Coherent Control and Distinguishability of Quantum Channels via PBS-Diagrams

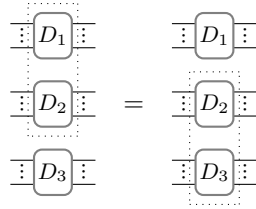
- *Associativity of the sequential composition:* for any $D_1, D_2, D_3 : n$,

$$(D_3 \circ D_2) \circ D_1 = D_3 \circ (D_2 \circ D_1)$$



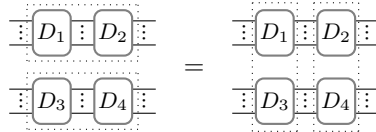
- *Associativity of the parallel composition:* for any $D_1 : n, D_2 : m$ and $D_3 : k$,

$$(D_1 \oplus D_2) \oplus D_3 = D_1 \oplus (D_2 \oplus D_3)$$



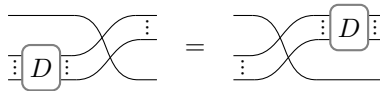
- *Compatibility of the sequential and parallel compositions:* for any $D_1, D_2 : n$ and $D_3, D_4 : m$,

$$(D_2 \circ D_1) \oplus (D_4 \circ D_3) = (D_2 \oplus D_4) \circ (D_1 \oplus D_3)$$



- *Naturality of the swap:* for any $D : n$,

$$\sigma_{1,n} \circ (- \oplus D) = (D \oplus -) \circ \sigma_{1,n}$$



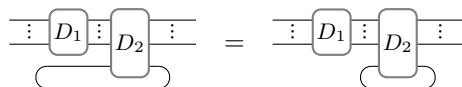
- *Inverse law:*

$$\bowtie \circ \bowtie = I_2$$

$$\text{X} = \text{—}$$

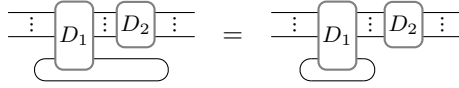
- *Naturality in the input:* for any $D_1 : n$ and $D_2 : n + 1$,

$$\text{Tr}(D_2 \circ (D_1 \oplus -)) = \text{Tr}(D_2) \circ D_1$$



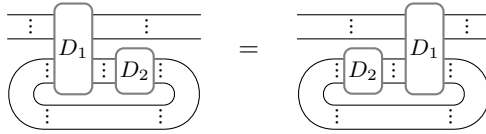
- *Naturality in the output:* for any $D_1 : n + 1$ and $D_2 : n$,

$$\text{Tr}((D_2 \oplus -) \circ D_1) = D_2 \circ \text{Tr}(D_1)$$



- *Dinaturality:* for any $D_1 : n + m$ and $D_2 : m$,

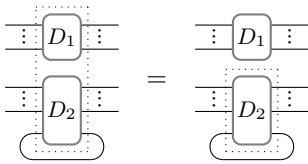
$$\text{Tr}^m((I_n \oplus D_2) \circ D_1) = \text{Tr}^m(D_1 \circ (I_n \oplus D_2))$$



where Tr^m denotes the m^{th} power of the trace operation.

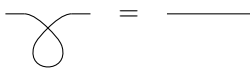
- *Superposing:* for any $D_1 : n$ and $D_2 : m + 1$,

$$\text{Tr}(D_1 \oplus D_2) = D_1 \oplus \text{Tr}(D_2)$$



- *Yanking:*

$$\text{Tr}(\infty) = -$$



These equalities are the coherence axioms of a traced PROP, that is, a PROP that is also a traced symmetric monoidal category. An explicit definition of the concept of traced PROP is given in [8]. See also [14] and [18] for a definition of PROPs and further details about them.

B Well-definedness of the word path semantics and compatibility with the structural congruence

It can be proved in the same way as for Propositions 5 and 6 in [8], that the word path semantics is well-defined despite the restriction that $k \leq 2$ in Rule (T_k) , that it is deterministic (i.e., that for any bare diagram $D : n$, polarisation $c \in \{\rightarrow, \uparrow\}$ and position $p \in [n]$, there exist some unique c', p' and w such that $(D, c, p) \xrightarrow{w} (c', p')$ – which allows us to define $c_{c,p}^D$, $p_{c,p}^D$ and $w_{c,p}^D$), and that conversely, for any target polarisation c' and position p' , there exist

c and p such that $(D, c, p) \xrightarrow{w} (c', p')$ for some w (in other words, the map $(c, p) \mapsto (c_{c,p}^D, p_{c,p}^D)$ is a bijection). We give here some additional details about the fact that it is invariant modulo diagram deformation:

► **Proposition 26.** *The word path semantics is invariant modulo diagram deformation.*

Proof. One has to check, for each of the equalities given in Appendix A, that the two sides have the same word path semantics. This is straightforward in each case except for dinaturality. In this case we first prove that Rule (\mathbb{T}_k^m) below follows from those of Definition 2:

$$\frac{D : n + m \quad \forall i \in \{0, \dots, k\}, (D, c_i, p_i) \xrightarrow{w_i} (c_{i+1}, p_{i+1}) \quad (p_{i+1} \geq n) \Leftrightarrow (i < k)}{(Tr^m(D), c_0, p_0) \xrightarrow{w_0 \dots w_k} (c_{k+1}, p_{k+1})} (\mathbb{T}_k^m)$$

for all $k, m \in \mathbb{N}$.

To prove this, we proceed by induction on m . The case $m = 0$ is trivial, and the case $m = 1$ corresponds to Rule (\mathbb{T}_k) of Definition 2 (the rule follows even for $k \geq 3$ since it is then not possible to satisfy its premises).

Now, assume that Rule (\mathbb{T}_k^m) follows from those of Definition 2. Let $D : n + m + 1$. Let $c_0 \in \{\rightarrow, \uparrow\}$ and $p_0 \in [n]$. Let $(c_1, p_1), \dots, (c_{k+1}, p_{k+1})$ be the (unique) sequence of couples such that $\forall i \in \{0, \dots, k\}, (D, c_i, p_i) \xrightarrow{w_i} (c_{i+1}, p_{i+1})$ and $(p_{i+1} \geq n) \Leftrightarrow (i < k)$ (that is, $k + 1$ is the first index after 0 such that $p_{k+1} < n$). Let $(c_{i_0}, p_{i_0}), \dots, (c_{i_{k'}+1}, p_{i_{k'}+1})$, with $0 = i_0 < i_1 < \dots < i_{k'} < i_{k'+1} = k + 1$, be the subsequence of $(c_1, p_1), \dots, (c_{k+1}, p_{k+1})$ where all couples with $p_i = n + m$ have been removed. For each $j \in \{0, \dots, k'\}$, by Rule (\mathbb{T}_k) one has $(Tr(D), c_{i_j}, p_{i_j}) \xrightarrow{w_{i_j} \dots w_{i_{j+1}-1}} (c_{i_{j+1}}, p_{i_{j+1}})$. Additionally, one has $Tr(D) : n + m$ and $(p_{i_{j+1}} \geq n) \Leftrightarrow (j < k')$, so that by Rule (\mathbb{T}_k^m) , one has $(Tr^{m+1}(D), c_0, p_0) \xrightarrow{w_0 \dots w_k} (c_{k+1}, p_{k+1})$, which validates Rule (\mathbb{T}_k^{m+1}) .

Given Rule (\mathbb{T}_k^m) for all k, m , we check the compatibility of the word path semantics with dinaturality as follows: given any $D_1 : n + m$ and $D_2 : m$ with $n, m \geq 0$, on the one hand one has

$$\left\{ \begin{array}{ll} ((I_n \oplus D_2) \circ D_1, c, p) \xrightarrow{w_{c,p}^{D_1}} (c_{c,p}^{D_1}, p_{c,p}^{D_1}) & \text{if } p_{c,p}^{D_1} < n \\ ((I_n \oplus D_2) \circ D_1, c, p) \xrightarrow{w_{c,p}^{D_1} w_{(c_{c,p}^{D_1}), (p_{c,p}^{D_1}-n)}^{D_2}} (c_{(c_{c,p}^{D_1}), (p_{c,p}^{D_1}-n)}^{D_2}, p_{(c_{c,p}^{D_1}), (p_{c,p}^{D_1}-n)}^{D_2} + n) & \text{if } p_{c,p}^{D_1} \geq n \end{array} \right.$$

so that given $c_0 \in \{\rightarrow, \uparrow\}$ and $p_0 \in [n]$, if one has a sequence $((I_n \oplus D_2) \circ D_1, c_0, p_0) \xrightarrow{w_0} (c_1, p_1), \dots, ((I_n \oplus D_2) \circ D_1, c_k, p_k) \xrightarrow{w_k} (c_{k+1}, p_{k+1})$ with $(p_{i+1} \geq n) \Leftrightarrow (i < k)$, then one has a sequence $(D_1, c_0, p_0) \xrightarrow{w'_0} (c'_1, p'_1), (D_2, c'_1, p'_1 - n) \xrightarrow{w''_1} (c_1, p_1 - n), (D_1, c_1, p_1) \xrightarrow{w'_1} (c'_1, p'_1), \dots, (D_1, c_{k-1}, p_{k-1}) \xrightarrow{w'_{k-1}} (c'_k, p'_k), (D_2, c'_k, p'_k - n) \xrightarrow{w''_k} (c_k, p_k - n), (D_1, c_k, p_k) \xrightarrow{w'_k} (c_{k+1}, p_{k+1})$ with $\forall i \in \{0, \dots, k-1\}, w'_i w''_{i+1} = w_i$, and $w'_k = w_k$, so that $(Tr^m((I_n \oplus D_2) \circ D_1), c_0, p_0) \xrightarrow{w'_0 w''_1 \dots w'_{k-1} w''_k w'_k} (c_{k+1}, p_{k+1})$.

On the other hand, one has

$$\left\{ \begin{array}{ll} (D_1 \circ (I_n \oplus D_2), c, p) \xrightarrow{w_{c,p}^{D_1}} (c_{c,p}^{D_1}, p_{c,p}^{D_1}) & \text{if } p < n \\ (D_1 \circ (I_n \oplus D_2), c, p) \xrightarrow{w_{c,p-n}^{D_2} w_{(c_{c,p-n}, (p_{c,p-n}+n))}^{D_1}} (c_{(c_{c,p-n}, (p_{c,p-n}+n))}^{D_1}, p_{(c_{c,p-n}, (p_{c,p-n}+n))}^{D_1}) & \text{if } p \geq n \end{array} \right.$$

so that given $c_0 \in \{\rightarrow, \uparrow\}$ and $p_0 \in [n]$, if one has a sequence $(D_1 \circ (I_n \oplus D_2), c_0, p_0) \xrightarrow{\tilde{w}_0} (c'_1, p'_1), \dots, (D_1 \circ (I_n \oplus D_2), c'_k, p'_k) \xrightarrow{\tilde{w}_k} (c'_{k+1}, p'_{k+1})$ with $(p_{i+1} \geq n) \Leftrightarrow (i < k)$, then one has a sequence $(D_1, c_0, p_0) \xrightarrow{w'_0} (c'_1, p'_1), (D_2, c'_1, p'_1 - n) \xrightarrow{w'_1} (c_1, p_1 - n), (D_1, c_1, p_1) \xrightarrow{w'_1} (c'_1, p'_1), \dots, (D_1, c_{k-1}, p_{k-1}) \xrightarrow{w'_{k-1}} (c'_k, p'_k), (D_2, c'_k, p'_k - n) \xrightarrow{w'_k} (c_k, p_k - n), (D_1, c_k, p_k) \xrightarrow{w'_k} (c_{k+1}, p_{k+1})$ with $w'_0 = \tilde{w}_0$ and $\forall i \in \{0, \dots, k-1\}, w''_i w'_i = \tilde{w}_i$, so that one has $(c'_{k+1}, p'_{k+1}) = (c_{k+1}, p_{k+1})$ and $(Tr^m(D_1 \circ (I_n \oplus D_2)), c_0, p_0) \xrightarrow{w'_0 w'_1 \dots w'_{k-1} w'_k w'_k} (c_{k+1}, p_{k+1})$. This proves that the two sides of the equality have the same semantics. ◀

C Circuit notations

In this paper, we further develop the graphical representation of coherent control by means of PBS-diagrams, but we also use circuit-like notations when it is convenient to represent sequential and parallel compositions of linear transformations $\mathcal{H}_{\text{in}} \rightarrow \mathcal{H}_{\text{out}}$ for some Hilbert spaces \mathcal{H}_{in} and \mathcal{H}_{out} (e.g., unitary operations, density matrices or matrices of the form $|i\rangle\langle j|$) and linear maps $\mathcal{L}(\mathcal{H}_{\text{in}}) \rightarrow \mathcal{L}(\mathcal{H}_{\text{out}})$ (i.e., superoperators). We briefly review these circuit-like notations: given a linear transformation $U : \mathcal{H}_1 \otimes \dots \otimes \mathcal{H}_n \rightarrow \mathcal{H}'_1 \otimes \dots \otimes \mathcal{H}'_k$,

$$\begin{array}{c} \mathcal{H}_1 \\ \vdots \\ \mathcal{H}_n \end{array} \boxed{U} \begin{array}{c} \mathcal{H}'_1 \\ \vdots \\ \mathcal{H}'_k \end{array}$$

is a circuit of type $\mathcal{H}_1 \otimes \dots \otimes \mathcal{H}_n \rightarrow \mathcal{H}'_1 \otimes \dots \otimes \mathcal{H}'_k$. Note that the Hilbert spaces on the wires are generally omitted when these are clear from the context.

The identity operator on a Hilbert space is represented as a wire. Sequential composition consists in plugging two circuits (with the appropriate types) in a row, and tensor product consists in putting two circuits in parallel, e.g., for any linear maps $U : \mathcal{H}_0 \rightarrow \mathcal{H}_1$, $V : \mathcal{H}_1 \rightarrow \mathcal{H}_2$, $W : \mathcal{H}_2 \rightarrow \mathcal{H}_3$:

$$\begin{array}{c} \mathcal{H}_0 \\ \boxed{U} \\ \mathcal{H}_1 \end{array} \begin{array}{c} \mathcal{H}_1 \\ \boxed{V} \\ \mathcal{H}_2 \end{array} = \begin{array}{c} \mathcal{H}_0 \\ \boxed{V \circ U} \\ \mathcal{H}_2 \end{array} \quad \begin{array}{c} \mathcal{H}_0 \\ \boxed{U} \\ \mathcal{H}_1 \end{array} \begin{array}{c} \mathcal{H}_2 \\ \boxed{W} \\ \mathcal{H}_3 \end{array} = \begin{array}{c} \mathcal{H}_0 \\ \boxed{U \otimes W} \\ \mathcal{H}_3 \end{array}$$

The associativity of both \circ and \otimes , and the mixed-product property $((U' \otimes V') \circ (U \otimes V)) = (U' \circ U) \otimes (V' \circ V)$ for some $U : \mathcal{H}_0 \rightarrow \mathcal{H}_1$, $U' : \mathcal{H}_1 \rightarrow \mathcal{H}_2$, $V : \mathcal{H}_3 \rightarrow \mathcal{H}_4$, $V' : \mathcal{H}_4 \rightarrow \mathcal{H}_5$ guarantee the nonambiguity of the circuit-like notations. Quantum states (resp. their adjoints) can be added to input (resp. output) wires, e.g., $|\varphi\rangle \boxed{U} \langle\psi| = \langle\psi|U|\varphi\rangle$.

With the swap $\begin{array}{c} \mathcal{H}_1 \\ \mathcal{H}_2 \end{array} \begin{array}{c} \mathcal{H}_2 \\ \mathcal{H}_1 \end{array} = |\varphi_1\rangle \otimes |\varphi_2\rangle \mapsto |\varphi_2\rangle \otimes |\varphi_1\rangle$, and with quantum states $|\varphi\rangle \in \mathcal{H}$ (resp. their adjoints $\langle\psi| \in \mathcal{H}^\dagger$) seen as linear transformations $\mathbb{C} \rightarrow \mathcal{H}$ (resp. $\mathcal{H} \rightarrow \mathbb{C}$), circuits form a strict symmetric monoidal category. That is, in addition to the fact that the notation is not ambiguous, circuits can be deformed at will (as long as their topology is preserved) without changing the transformation that is represented.

Following [9, 4], we further extend these notations to represent linear maps $\mathcal{L}(\mathcal{H}_{\text{in}}) \rightarrow \mathcal{L}(\mathcal{H}_{\text{out}})$, using the “ground” symbol \dashv . Given a “pure” (i.e., \dashv -free) circuit, plugging one (or several) \dashv in its output wire(s) corresponds essentially to tracing out the corresponding systems – or more precisely, to defining the map that takes an operator (typically, a density matrix, ρ) acting on the input Hilbert spaces, applies the linear map defined by the circuit (as in $\rho \mapsto U\rho U^\dagger$), and traces out the systems to which the ground symbol is attached, e.g.,

$$\begin{array}{c} \mathcal{H}_1 \\ \mathcal{H}_2 \\ \mathcal{H}_3 \end{array} \left[\begin{array}{c} \mathcal{H}'_1 \\ U \\ \mathcal{H}'_2 \\ \mathcal{H}'_3 \end{array} \right]_{\perp} = \rho \mapsto \text{Tr}_{\mathcal{H}'_2 \otimes \mathcal{H}'_3} (U \rho U^\dagger)$$

$$\begin{array}{c} \mathcal{H}_0 \\ |\varphi\rangle \end{array} \left[\begin{array}{c} \mathcal{H}_1 \\ V \\ \varepsilon \end{array} \right]_{\perp} = \rho \mapsto \text{Tr}_{\mathcal{E}} (V(\rho \otimes |\varphi\rangle\langle\varphi|)V^\dagger)$$

where the top example defines a map $\mathcal{L}(\mathcal{H}_1 \otimes \mathcal{H}_2 \otimes \mathcal{H}_3) \rightarrow \mathcal{L}(\mathcal{H}'_1)$, and the bottom example defines a map $\mathcal{L}(\mathcal{H}_0) \rightarrow \mathcal{L}(\mathcal{H}_1)$. We say that such circuits are of type $\mathcal{L}(\mathcal{H}_{\text{in}}) \rightarrow \mathcal{L}(\mathcal{H}_{\text{out}})$.

► **Remark 27.** With these definitions, for a circuit with input Hilbert spaces $\mathcal{H}_1, \dots, \mathcal{H}_n$ and output Hilbert spaces $\mathcal{H}'_1, \dots, \mathcal{H}'_k$ to represent a linear map $\mathcal{L}(\mathcal{H}_1 \otimes \dots \otimes \mathcal{H}_n) \rightarrow \mathcal{L}(\mathcal{H}'_1 \otimes \dots \otimes \mathcal{H}'_k)$, it must contain at least one \perp symbol. As a consequence the CPTP map $\rho \mapsto U \rho U^\dagger$ cannot be represented as \boxed{U} (which is a “pure” circuit) but for instance as $\boxed{U} \perp$.

Note that one can consider \perp as a generator $\mathcal{L}(\mathcal{H}) \rightarrow \mathcal{L}(\mathbb{C}) = \mathbb{C}$ and place it anywhere in the circuit. Because of the strict symmetric monoidal structure of \perp -free circuits and the fact that $\bigcap_{\perp} = \perp$, this does not create ambiguity since all ways of pulling the \perp symbols to the right give the same linear map. Moreover, circuits with this additional generator still form a strict symmetric monoidal category.